

REPORT TO COMMUNITIES OF INTEREST



GRANTHAM
UNIVERSITY

INTRODUCTION

Grantham University was founded in 1951 by Donald Grantham, a World War II veteran with a vision to make education achievable for military service members and veterans. Today, Grantham's commitment to providing affordable, accessible higher education has evolved into a culture of service that extends to all adult learners. The university proudly helps students achieve their dreams through quality education that is enabled by a unique approach to comprehensive student support, consistently low tuition, and continual advancement in line with changing technologies.

Accredited since 1961 by the Distance Education Accrediting Commission (DEAC), Grantham University has earned a distinguished record as a respected distance learning university. The 100 percent online university offers more than 50 undergraduate and graduate certificates and degree programs.

GRANTHAM UNIVERSITY MISSION AND VISION

Mission

To provide quality, accessible, affordable, professionally relevant programs in a continuously changing global society.

Vision

Grantham University is committed to being a globally recognized innovator in higher education, serving those who serve and serving those who strive to make a difference in their professional lives and community.

GRANTHAM UNIVERSITY CORE VALUES

Grantham University faculty, administration and staff are committed to:

1. Accessibility and Affordability:

Grantham University demonstrates commitment to accessibility and affordability of higher education by facilitating learning that fits into the student schedule, and seeking efficiencies that keep programs affordable.

2. Diversity:

Grantham University affirms its commitment to an inclusive community by making its academic programs, educational services and employment opportunities available to all qualified individuals. Grantham encourages tolerance, mutual respect and acceptance of differences throughout the institution. The University believes diversity enhances its institutional culture, improves productivity, and prepares its graduates to participate effectively in the global community.

3. Education and Service to Those Who Serve:

Grantham University honors those who serve our country and our communities. Grantham is dedicated to the provision of affordable and uniquely accessible programs and support to these deserving students.

GRANTHAM UNIVERSITY CORE VALUES

Grantham University faculty, administration and staff are committed to:

4. Excellence and Innovation:

Grantham University maintains a strong commitment to high standards in all aspects of its academic programs, learning outcomes and student support services. Grantham seeks to continuously strengthen and improve the effectiveness of its academic programs and operations, and seeks creative and effective ways to meet the diverse needs of its student population.

5. Student-Centric Success:

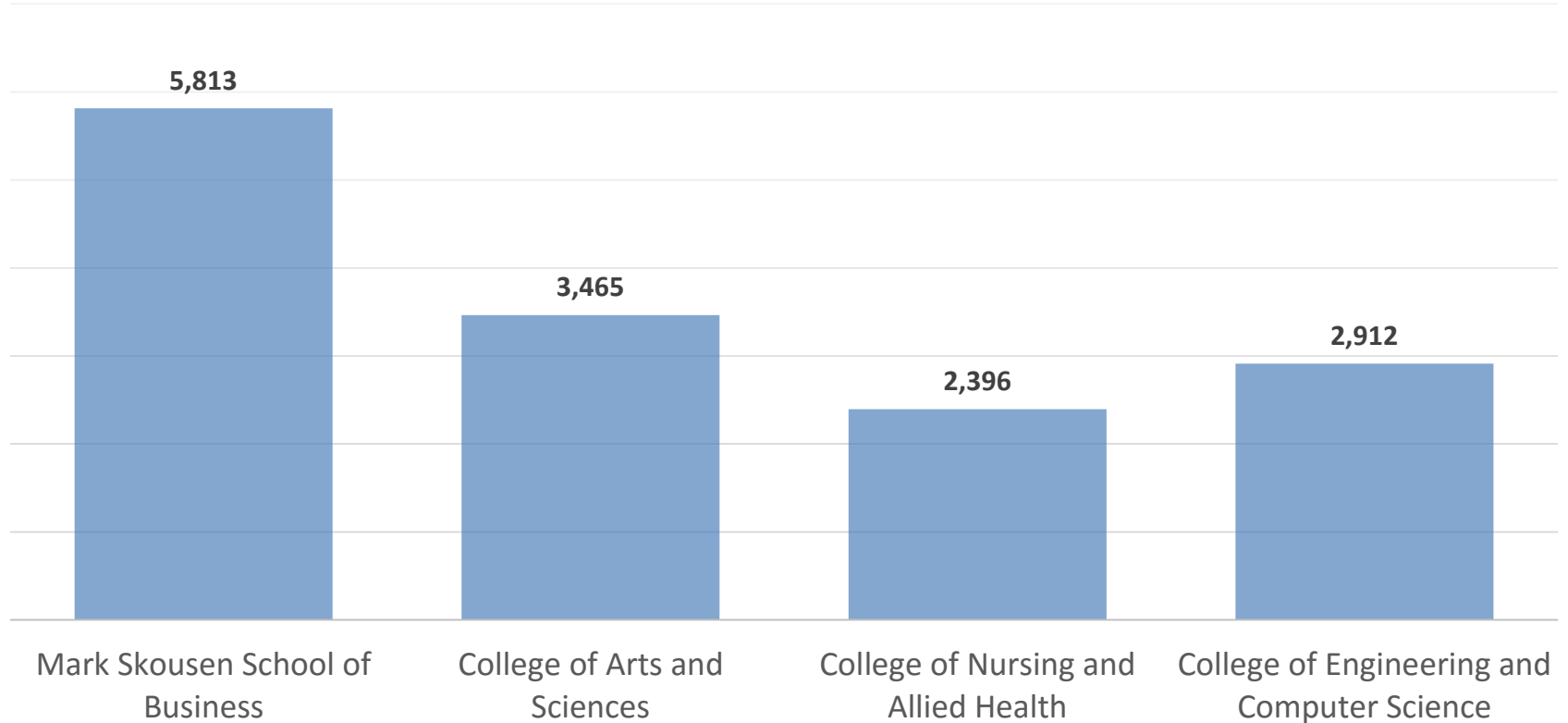
Grantham University places the academic and personal success of its students at the center of all University functions, services, activities and academic programs. The University also follows best practices to facilitate students' development and success from the point of entry to degree completion.

6. Institutional Integrity:

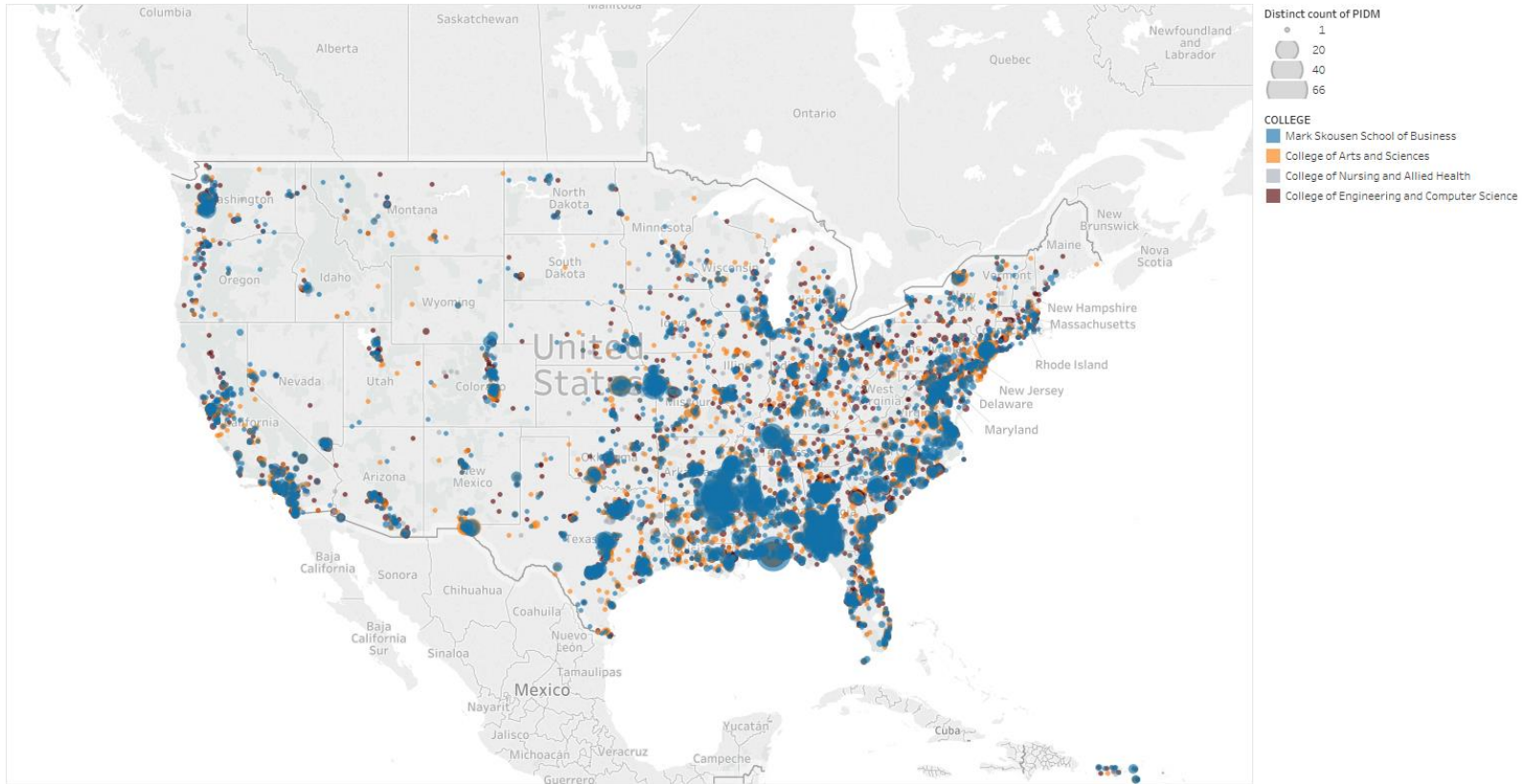
Grantham University commits all students, faculty, staff and administrators to uphold the highest standards of integrity, honesty and personal responsibility. To provide a quality academic experience, the University is committed to continually assessing and re-evaluating every aspect of its academic model. Grantham endeavors to build an institutional culture grounded in candor, transparency and best professional practices.

2016-17 IPEDS 12-MONTH ENROLLMENT

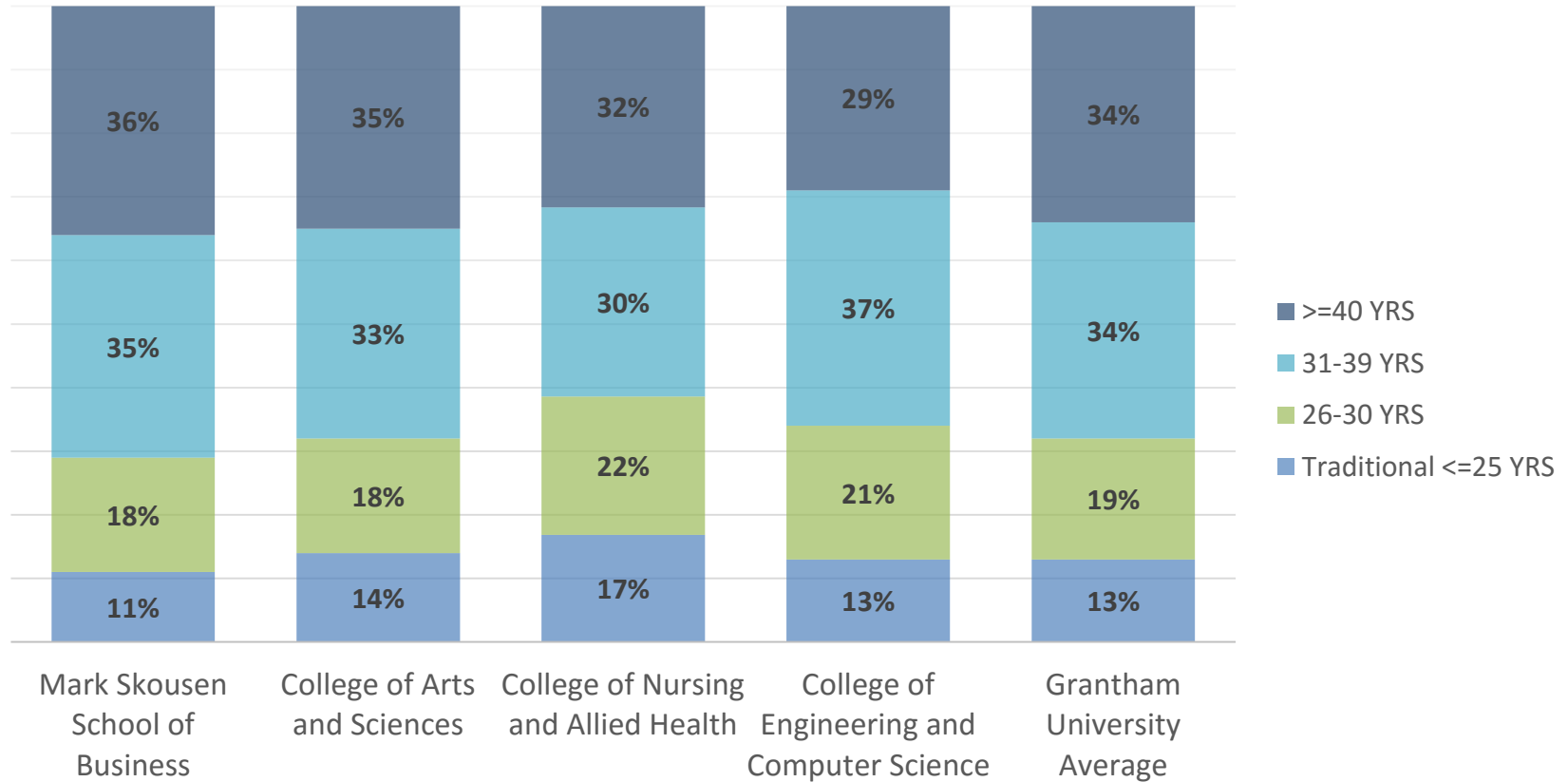
Total Grantham University 12-Month Enrollment: 14,384



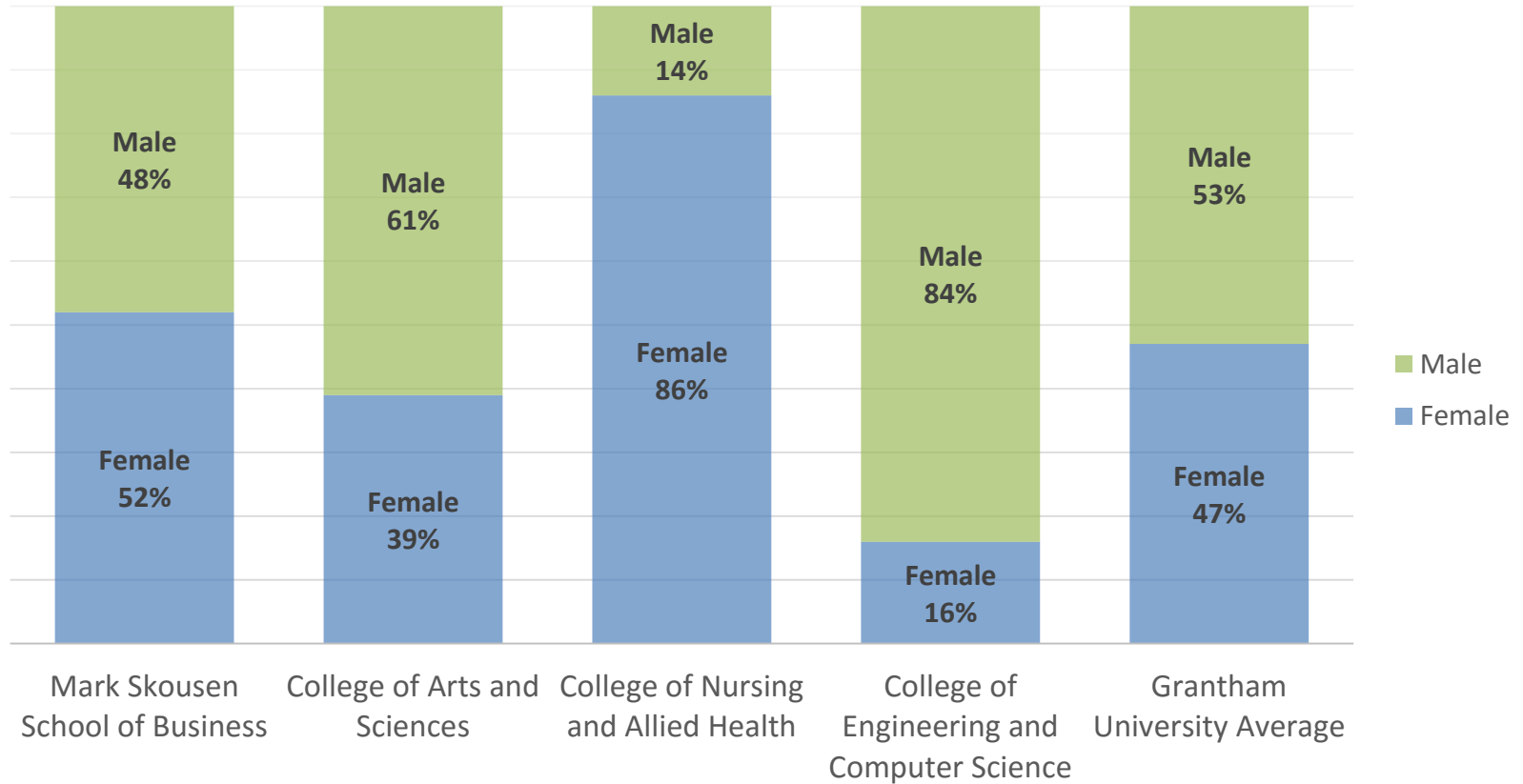
2016-17 IPEDS 12ME GEOGRAPHIC LOCATION



2016-17 IPEDS 12ME – AGE DISTRIBUTION



2016-17 IPEDS 12ME – GENDER DISTRIBUTION

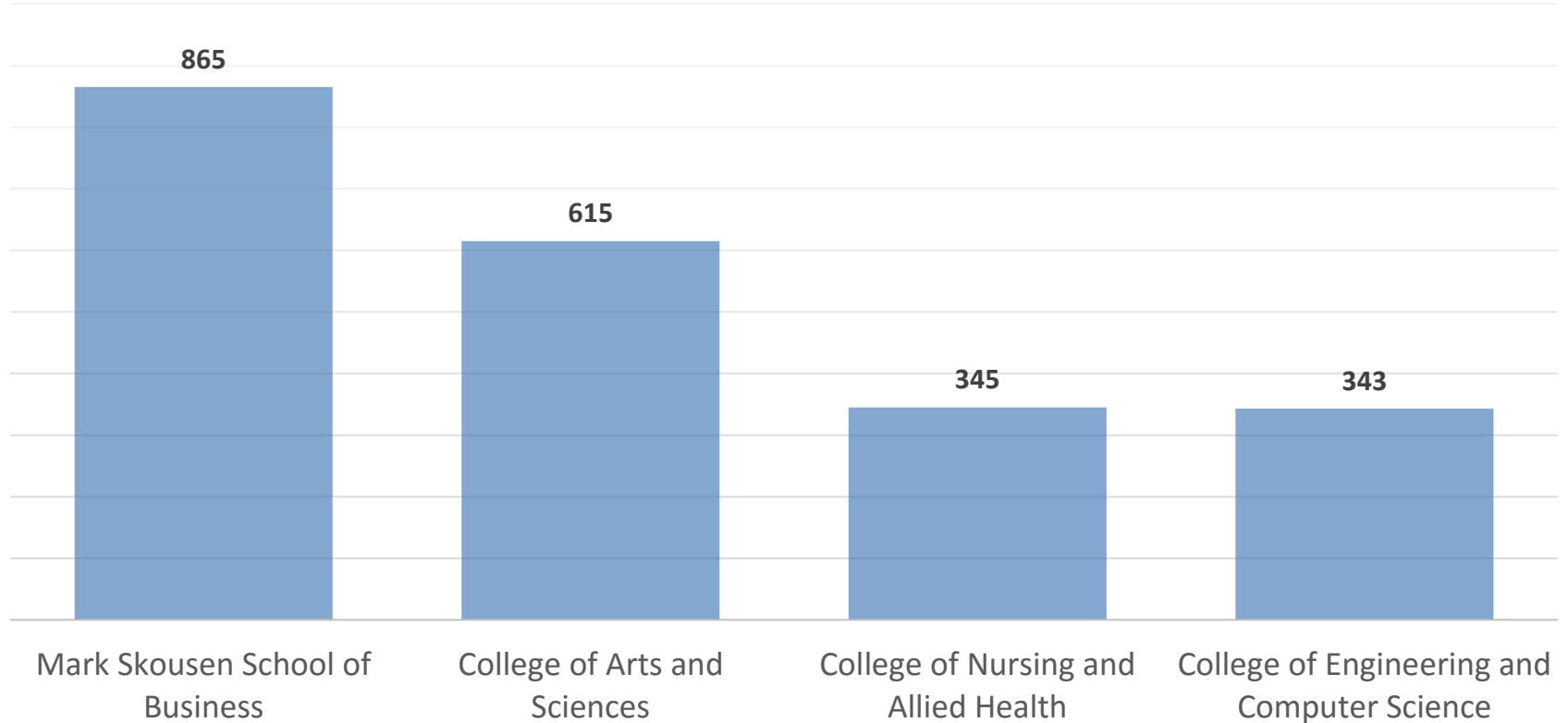


2016-17 IPEDS 12ME – ETHNICITY/RACE DISTRIBUTION

Ethnicity/Race	Mark Skousen School of Business	College of Arts and Sciences	College of Nursing and Allied Health	College of Engineering and Computer Science	Grantham University Average
Black/African American	55%	45%	66%	28%	49%
White	31%	38%	22%	52%	36%
Hispanic/Latino	5%	8%	3%	7%	6%
Unknown	4%	3%	3%	5%	4%
Two or more races	3%	4%	3%	5%	4%
Asian	1%	1%	2%	3%	2%
American Indian/Alaskan Native	1%	1%	1%	1%	1%
Native Hawaiian/Pacific Island	0.5%	0.6%	0.4%	0.4%	0.5%
Non-resident Alien	0%	0%	0%	0.1%	0.03%

2016-17 IPEDS COMPLETIONS

Total Grantham University Completions: 2,173



FACULTY AND STAFF DEMOGRAPHICS

Total Faculty	Mark Skousen School of Business	College of Arts and Sciences	College of Nursing and Allied Health	College of Engineering and Computer Science	Grantham University Overall
Full-time	8	17	3	8	36
Part-time	17	19	16	5	57
Adjunct	66	73	14	41	194
Total	91	109	33	53	286

Grantham University's faculty are at a minimum 100% master's prepared at the bachelor's program level and 100% doctoral prepared at the master's program level.

2017 STUDENT SATISFACTION

	Students Achieved Desired Goals	Students Would Recommend Grantham University to a Friend	Students Satisfied with Grantham University
Grantham University (overall)	94%	93%	96%
Mark Skousen School of Business	95%	95%	97%
College of Arts and Sciences	96%	96%	97%
College of Nursing and Allied Health (combined)	95%	95%	96%
College of Engineering and Computer Science	90%	89%	92%

COMMUNITIES OF INTEREST REPORT DATA SOURCES

- IPEDS 2017-18 Surveys
 - 12-Month Enrollment (Enrollments between 7/1/16-6/30/17)
 - Completions (Completions between 7/1/16-6/30/17)
- DEAC 2017 Annual Report (submitted in 5/2018)
 - Student satisfaction (Survey responses between 1/1/17 – 12/31/17)
 - Grantham University End of Course Surveys